

AVAILABLE Modern Warehouse Facility

110 Woodcrest Road
Cherry Hill, New Jersey

Description:

Large Manufacturing / Warehouse facility strategically located in Cherry Hill, New Jersey plus 35 acres available for development

Size:

- Total 230,000 SF

Location:

- Easy access to Route 295 Ramp
- Close to Woodcrest Railroad Station

Utilities:

- All utilities available
- 3,000 AMP, 3 phase

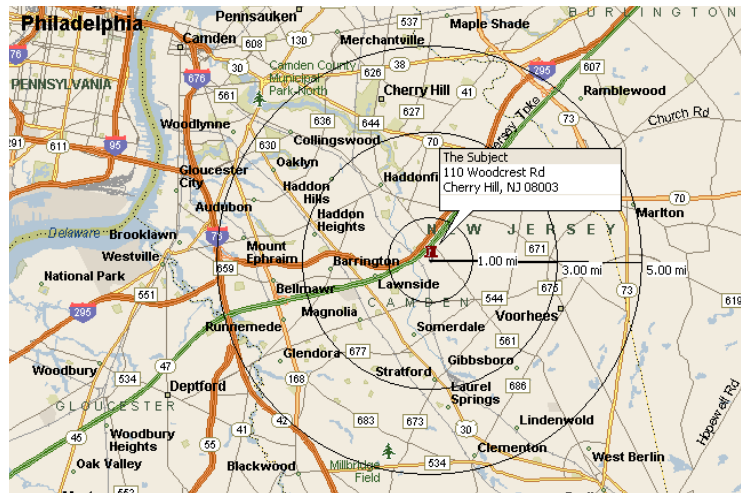
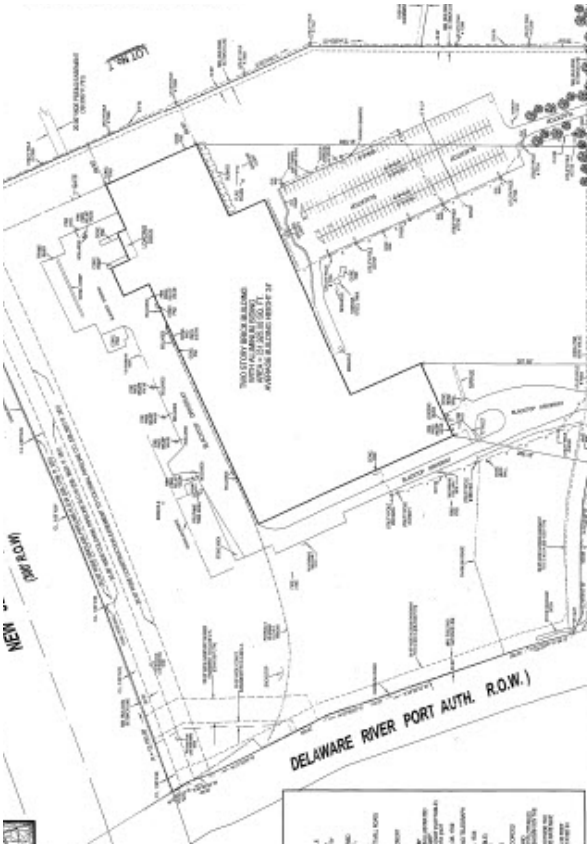
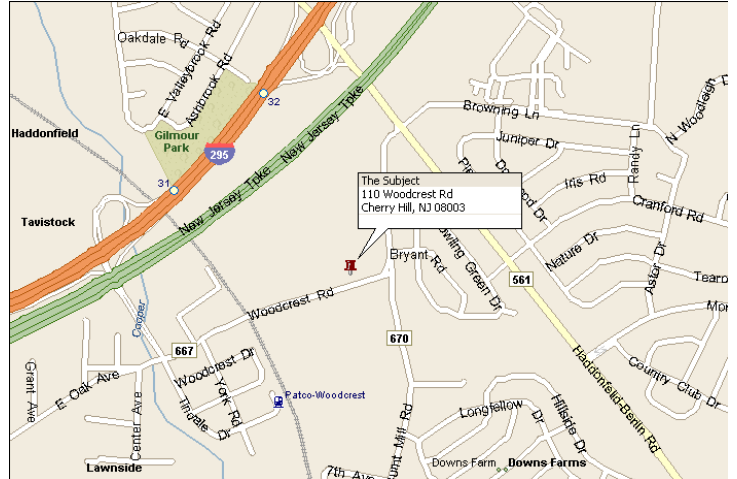
Benefits:

- Four (4) tailgate doors with load levelers
- One 18' x 10' drive in door
- Ceiling Height / 24 FT
- 40' x 40' bay dimensions
- Office Space with restrooms
- 100% wet sprinkler system



VINELAND CONSTRUCTION COMPANY

71 West Park Avenue
Vineland, New Jersey 08360
856.794.4500



VINELAND CONSTRUCTION COMPANY
71 West Park Avenue
Vineland, New Jersey 08360
856.794.4500